




Pt. B. D. Sharma Post Graduate Institute of Medical Sciences, Rohtak (Haryana)

Logbook - MBBS Phase III (Part I)



Name: _____

Roll No. & Batch: _____ DOB: _____

Date of Admission to MBBS Course: _____

Registration No. (College/University ID): _____

Present Address: _____

Permanent Address: _____

Student's Contact No: _____

Father's/Guardian's Contact No: _____

Student's Email Id: _____

Father's/Guardian's Email Id: _____

Dalvir
Dean,
Pt. B.D. Sharma P.G.I.M.S.
ROHTAK.
22/11/22

@



LOGBOOK CERTIFICATE

This is to certify that this log book is the bonafide record of the candidate of Admn. Yr.....

Mr./Ms.Roll No.....

The log book is as per the guidelines of Competency Based Undergraduate Medical Education Curriculum, Regulations on GME 1997 in Gazette of India Amendment Notification No. MCI-34(41)/2019-Med./161726 (dated 06.11.2019).

He/ She has attended/completed all assignments mentioned in this logbook for MBBS Phase III (Part I) in the subject of Community Medicine, ENT, Ophthalmology and Forensic Medicine during the period from..... to.....

Sr. Professor & Head
Dept. of Community
Medicine

Sr. Professor & Head
Dept. of ENT

Sr. Professor & Head
Dept. of
Ophthalmology

Sr. Professor & Head
Dept. of Forensic
Medicine

Dean,
PGIMS, Rohtak

SELF-DECLARATION FORM

I Mr./Ms./_____ Son/Daughter of Sh. _____

Roll No. _____ University Reg. No. _____

Am aware that:

1. As per MCI Guidelines Regulations on GME 1997 in Gazette of India Amendment Notification No. **MCI-34(41)/2019-Med./161726 (dated 06.11.2019) Chapter VI Assessment:**

a) **11.1.1.(a)(1):** Attendance requirements are 75% in theory and 80% in practical /clinical for eligibility to appear for the examinations in that subject. In subjects that are taught in more than one phase – the learner must have 75% attendance in theory and 80% in practical in each phase of instruction in that subject.

b) **11.1.1.(b)(5):** Learners must secure at least 50% marks of the total marks (combined in theory and practical / clinical; not less than 40% marks in theory and practical separately) assigned for internal assessment in a particular subject in order to be eligible for appearing at the final University examination of that subject. Internal assessment marks will reflect as separate head of passing at the summative examination.

2. Pt. B. D. Sharma, University of Health Sciences, Rohtak also follows the same rule.
3. If I am not fulfilling the above criteria, Institute will not forward/recommend my name to appear in University Examination.
4. If I will be detained due to lack of attendance or short of assessment, I cannot appear in university supplementary examination unless I improve on it. If I fail to improve, then I will be eligible to appear only after one year along with Junior Batch and for this only myself will be responsible.
5. It will be my duty to intimate my parents from time to time regarding my attendance and Internal Assessment.

Signature of the Student

GENERAL INSTRUCTIONS FOR STUDENTS:

1. This logbook is a verified record of your progression wherein we are documenting your acquisition of the requisite knowledge, skills, attitude and competencies.
2. The student is responsible for maintaining his/her logbook and getting the entries in logbook verified by faculty incharge regularly
3. Entries in logbook will reflect the activities undertaken in the department and your performance in each phase which will be carried forward for your final internal assessment to become eligible for Summative (University) examination.
4. The logbook is a record of various activities by the student like:
 - Overall participation & performance
 - Attendance
 - Participation in sessions
 - Record of completion of pre-determined activities.
 - Acquisition of selected competencies
5. The logbook is the record of work done by the candidate in that department / specialty and should be verified by the college before submitting the application of the students for the University examination.

ABBREVIATIONS FOR COMPETENCY ASSESSMENT

Attempt at activity by learner:

- F - First attempt (or) only attempt
- R - Repeat of a previously done activity
- Re- Remedial activity based on the determination by the faculty (which is aimed at correcting deficits of your previous performance)

Rating - Use one of three grades:

- B - Below expectations (B)
- M- Meets expectations (M)
- E - Exceeds expectations (E)

Decision of faculty

- C - Activity is completed, therefore closed and can be certified, if needed
- R- Activity needs to be repeated without any further intervention
- Re - Activity needs remedial action (usually done after repetition did not lead to satisfactory completion)

COMMUNITY MEDICINE

①

INDEX

Sr.No.	CONTENTS
	PHASE-1
1	COMPETENCY ASSESSMENT
	FIELD VISITS
	SELF DIRECTED LEARNING (SDL)
	PHASE-2
2	COMPETENCY ASSESSMENT
	FIELD VISITS
	SELF DIRECTED LEARNING(SDL)
	SEMINARS/ TUTORIAL
	PHASE-3
3	COMPETENCY ASSESSMENT
	FIELD VISITS
	SELF DIRECTED LEARNING (SDL)
	SEMINARS/TUTORIALS
4.	THEORY AND PRACTICAL TESTS
5.	ATTENDANCE



PHASE-I COMPETENCY ASSESSMENT

Competency Addressed & Name of activity	Date Completed	Attempt at activity F/R/Re	Rating B/M/E	Decision of faculty C/R/Re	Initial of faculty and date	Feedback Received Initial of learner

②

PHASE -II COMPETENCY ASSESSMENT

Competency Addressed & Name of activity	Date Completed	Attempt at activity F/R/Re	Rating B/M/E	Decision of faculty C/R/Re	Initial of faculty and date	Feedback Received Initial of learner

6

PHASE-II RECORD OF VISITS

Sr No.	Field Visit	Date Completed	Signature of faculty

Phase-1 RECORD OF VISITS

Sr No.	Field Visit	Date	Signature of faculty

Self Directed Learning (SDL) Sessions in Phase-1

S. No.	Topic	Date	Mode of bearing	Initial of faculty	Initial of learner

①

Self Directed Learning (SDL) Sessions in Phase-II

Sr. No.	Topic	Date	Mode of bearing	Initials of teacher	Initials of learner
1					
2					
3					
4					
5					

Seminars/Tutorial in Phase-II

S. No.	Topic	Date	Mode of bearing	Initial of faculty	Initial of learner


①

13

PHASE-III COMPETENCY ASSESSMENT

Competency Addressed & Name of activity	Date Completed	Attempt at activity F/R/Re	Rating B/M/E	Decision of faculty C/R/Re	Initial of faculty and date	Feedback Received Initial of learner

Competency Addressed & Name of activity	Date Completed	Attempt at activity F/R/Re	Rating B/M/E	Decision of faculty C/R/Re	Initial of faculty and date	Feedback Received Initial of learner



PHASE-III RECORD OF VISITS

Sr No.	Field Visit	Date	Signature of faculty

⑥

Self Directed Learning (SDL) Sessions in Phase-III

Sr. No.	Date	Topic	Mode of bearing	Initials of teacher	Initials of learner

Seminars/Tutorials in Phase-III

S. No.	Topic	Date	Mode of bearing	Initial of faculty	Initial of learner



THEORY TESTS

Sr. No.	Theory Tests			Signature of Student	Signature of Faculty
	Date	Max. Marks	Marks Obtained		
PHASE-1					
PHASE-II					
PHASE-III					


@

PRACTICAL TESTS

Sr. No.	Practical Tests			Signature of Student	Signature of Faculty
	Date	Max. Marks	Marks Obtained		
PHASE-1					
PHASE-II					
PHASE-III					

ATTENDANCE RECORD

PHASE	Theory				Practical				Signature of the Student	Signature of the faculty
	Held	Attended	75%	Shortage	Held	Attended	80%	Shortage		
I										
II										
III										



(Handwritten signature)

2/3

OTORHINOLARYNGOLOGY

ATTENDANCE- 1ST CLINICAL POSTING

DAY	DATE	ATTENDANCE	TEACHER'S SIGN.
1.			
2.			
3.			
4.			
5.			
6.			
7.			
8.			
9.			
10.			
11.			
12.			
13.			
14.			
15.			
16.			
17.			
18.			
19.			
20.			

Sign. of Faculty

(Signature)

ATTENDANCE- 2ND CLINICAL POSTING

DAY	DATE	ATTENDANCE	TEACHER'S SIGN.
1.			
2.			
3.			
4.			
5.			
6.			
7.			
8.			
9.			
10.			
11.			
12.			
13.			
14.			
15.			
16.			
17.			
18.			
19.			
20.			
21.			
22.			
23.			
24.			

(Signature)

COMPETENCY ASSESSMENT

	Competency Addressed & Name of activity	Date	Attempt at activity F/R/Re	Rating B/M/E	Decision of faculty C/R/Re	Initial of faculty and date	Feedback Received Initial of learner
1	EN2.8 Demonstrate the correct technique to perform and interpret pure tone audiogram & impedance audiogram						
2	EN2.9 Choose correctly and interpret radiological, microbiological & histological investigations relevant to the ENT disorders						
3	EN2.10 Identify and describe the use of common instruments used in ENT surgery						
4	EN2.11 Describe and identify by clinical examination malignant & pre- malignant ENT diseases						
5	EN2.12 Counsel and administer informed consent to patients and their families in a simulated environment						

e

	Competency Addressed & Name of activity	Date	Attempt at activity F/R/Re	Rating B/M/E	Decision of faculty C/R/Re	Initial of faculty and date	Feedback Received Initial of learner
6	EN2.13 Identify, resuscitate and manage ENT emergencies in a simulated environment (including tracheostomy, anterior nasal packing, removal of foreign bodies in ear, nose, throat and upper respiratory tract)						
7	EN2.14 Demonstrate the correct technique to instilling topical medications into the ear, nose and throat in a simulated environment						
8	EN4.1 Elicit document and present a correct history, demonstrate and describe the clinical features, choose the correct investigations and describe the principles of management of Otagia						
9	EN4.2 Elicit document and present a correct history, demonstrate and describe the clinical features, choose the correct investigations and describe the principles of management of diseases of the external Ear						



	Competency Addressed & Name of activity	Date	Attempt at activity F/R/Re	Rating B/M/E	Decision of faculty C/R/Re	Initial of faculty and date	Feedback Received Initial of learner
10	EN4.3 Elicit document and present a correct history, demonstrate and describe the clinical features, choose the correct investigations and describe the principles of management of ASOM						
11	EN4.4 Demonstrate the correct technique to hold visualize and assess the mobility of the tympanic membrane and its mobility and interpret and diagrammatically represent the findings						
12	EN4.5 Elicit document and present a correct history, demonstrate and describe the clinical features, choose the correct investigations and describe the principles of management of OME						
13	EN4.6 Elicit document and present a correct history, demonstrate and describe the clinical features, choose the correct investigations and describe the principles of management of discharging ear						



	Competency Addressed & Name of activity	Date	Attempt at activity F/R/Re	Rating B/M/E	Decision of faculty C/R/Re	Initial of faculty and date	Feedback Received Initial of learner
14	EN4.7 Elicit document and present a correct history demonstrate and describe the clinical features, choose the correct investigations and describe the principles of management of CSOM						
15	EN4.8 Elicit document and present a correct history, demonstrate and describe the clinical features, choose the correct investigations and describe the principles of management of squamosal type of CSOM						
16	EN4.9 Demonstrate the correct technique for syringing wax from the ear in a simulated environment						
17	EN4.12 Elicit document and present a correct history demonstrate and describe the clinical features, choose the correct investigations and describe the principles of management of hearing loss						

④

	Competency Addressed & Name of activity	Date	Attempt at activity F/R/Re	Rating B/M/E	Decision of faculty C/R/Re	Initial of faculty and date	Feedback Received Initial of learner
18	EN4.17 Enumerate the indications and interpret the results of an audiogram						
19	EN4.22 Elicit document and present a correct history demonstrate and describe the clinical features, choose the correct investigations and describe the principles of management of squamosal type of Nasal Obstruction						
20	EN4.25 Elicit document and present a correct history, demonstrate and describe the clinical features, choose the correct investigations and describe the principles of management of squamosal type of Nasal Polyps						
21	EN4.26 Elicit document and present a correct history, demonstrate and describe the clinical features, choose the correct investigations and describe the principles of management of squamosal type of Adenoids						

e

	Competency Addressed & Name of activity	Date	Attempt at activity F/R/Re	Rating B/M/E	Decision of faculty C/R/Re	Initial of faculty and date	Feedback Received Initial of learner
22	EN4.27 Elicit document and present a correct history, demonstrate and describe the clinical features, choose the correct investigations and describe the principles of management of squamosal type of Allergic Rhinitis						
23	EN4.28 Elicit document and present a correct history, demonstrate and describe the clinical features, choose the correct investigations and describe the principles of management of squamosal type of Vasomotor Rhinitis						



	Competency Addressed & Name of activity	Date	Attempt at activity F/R/Re	Rating B/M/E	Decision of faculty C/R/Re	Initial of faculty and date	Feedback Received Initial of learner
24	EN4 29 Elicit, document and present a correct history, demonstrate and describe the clinical features, choose the correct investigations and describe the principles of management of squamosal type of Acute & Chronic Rhinitis						
25	EN4.30 Elicit document and present a correct history, demonstrate and describe the clinical features, choose the correct investigations and describe the principles of management of squamosal type of Epistaxis						
26	EN4.33 Elicit document and present a correct history demonstrate and describe the clinical features, choose the correct investigations and describe the principles of management of squamosal type of Acute & Chronic Sinusitis						

	Competency Addressed & Name of activity	Date	Attempt at activity F/R/Re	Rating B/M/E	Decision of faculty C/R/Re	Initial of faculty and date	Feedback Received Initial of Learner
27	EN4.38 Elicit document and present a correct history demonstrate and describe the clinical features, choose the correct investigations and describe the principles of management of type of dysphagia						
28	EN4.39 Elicit document and present a correct history, demonstrate and describe the clinical features, choose the correct investigations and describe the principles of management of squamosal type of Acute & Chronic Tonsillitis						
29	EN4.42 Elicit, document and present a correct history, demonstrate and describe the clinical features, choose the correct investigations and Skill describe the principles of management of hoarseness of voice						



	Competency Addressed & Name of activity	Date	Attempt at activity F/R/Re	Rating B/M/E	Decision of faculty C/R/Re	Initial of faculty and date	Feedback Received Initial of Learner
30	EN4.48 Elicit document and present a correct history, demonstrate and describe the clinical features, choose the correct investigations and describe the principles of management of Airway Emergencies						
31	EN4.49 Elicit document and present a correct history, demonstrate and describe the clinical features, choose the correct investigations and describe the principles of management of foreign bodies in the air & food passages						

10

THEORY TESTS RECORD

Sr. No.	Theory Tests			Signature of Student	Signature of Teacher
	Topic and Date	Max. Marks	Marks Obtained		
1					
2					
3					
Sent up Exam					

②

PRACTICAL TESTS (WARD LEAVING) RECORD

Sr. No.	Practical Tests			Signature of Student	Signature of Teacher
	Topic and Date	Max. Marks	Marks Obtained		
1					
2					
Sent up					

ATTENDANCE (THEORY)

(From- To)	Theory				Signature of the Student	Signature of the faculty
	Held	Attended	75%	Shortage		
Total						

PRACTICAL

(From-To)	Practical				Signature of the Student	Signature of the faculty
	Held	Attended	80%	Shortage		
1 st Posting						
2 nd Posting						
SG						
Total						

①

SDL SESSION

SR.NO.	DATE	TOPIC	MODE OF LEARNING	FEEDBACK	INITIAL OF TEACHER	INITIAL OF LEARNER
1.						
2.						
3.						
4.						
5.						

OPHTHALMOLOGY

①

Competencies Assessment

	Competency Addressed & Name of activity	Date	Attempt at activity F/R/Re	Rating B/M/E	Decision of faculty C/R/Re	Initial of faculty and date	Feedback Received Initial of Learner
1	OP 1.3 Demonstrate the steps in performing the visual acuity assessment for distance vision, near vision, colour vision, the pin hole test and the menace and blink reflexes						
2	OP 2.3 Demonstrate under supervision clinical procedures performed in the lid including: bells phenomenon, assessment of entropion/ectropion, perform the regurgitation test of lacrimal sac, massage technique in cong. dacryocystitis, and trichiatic cilia removal by epilation						
4	OP 3.9 Demonstrate the correct technique of instillation of eye drops in a simulated environment						
5	OP4.10 Counsel patients and family about eye donation in a simulated environment						

Q

Certification of Competency

Competency code: OP 9.1

Competency addressed: Demonstrate the correct technique to examine extra ocular movements
(Unocular & Binocular)

(Certifiable competency- to be performed 5 times)

Sr. No.	Name of activity	Date of certification (dd-mm-yy)	Attempt at activity F/R/Re	Certified (Yes/No)	Initial faculty and date
1					
2					
3					
4					
5					

2nd CLINICAL POSTING – Competencies Assessment

Competency Addressed & Name of activity	Date	Attempt at activity F/R/Re	Rating B/M/E	Decision of faculty C/R/Re	Initial of faculty and date	Feedback Received Initial of Learner
OP 2.2 Demonstrate the symptoms & clinical signs of common conditions of the lid and adnexa including Hordeolum externum/internum, blepharitis, preseptal cellulitis, dacryocystitis, hemangioma, dermoid, ptosis, entropion, lid lag, lagophthalmos						
OP3.1 Elicit document and present an appropriate history in a patient presenting with a “red eye” including congestion, discharge, pain. (Differential diagnosis of red eye)						
OP3.2 Demonstrate document and present the correct method of examination of a “red eye” including vision assessment, corneal lustre, pupil abnormality, ciliary tenderness.						
OP3.8 Demonstrate correct technique of removal of foreign body from the eye (conjunctiva) in a simulated environment						
OP4.8 Demonstrate technique of removal of foreign body in the cornea in a simulated environment						
OP6.6 Identify and demonstrate the clinical features and distinguish and diagnose common clinical conditions affecting the anterior chamber						
OP6.10 Counsel patients with conditions of the iris and anterior chamber about their diagnosis, therapy and prognosis in an empathetic manner in a simulated environment.						

Ⓟ

Competency Addressed & Name of activity	Date	Attempt at activity F/R/Re	Rating B/M/E	Decisio n of faculty C/R/Re	Initial of facult y and date	Feedback Received Initial of Learner
OP7.3 Demonstrate the correct technique of ocular examination in a patient with cataract.						
OP7.5 To participate in the team for cataract surgery						
OP7.6 Administer informed consent and counsel patients for cataract surgery in a simulated environment						
OP8.3 Demonstrate the correct technique of a fundus examination and describe and distinguish the fundoscopic features in a normal condition and in conditions causing an abnormal retinal exam						

P

SELF DIRECTED LEARNING SESSIONS

Sr. No.	Date	Topic	Mode of bearing	Feedback	Initial of teacher	Initial of learner
1						
2						
3						
4						
5						

②

TUTORIALS/ SEMINARS

Sr. No.	Tutorials/ Seminars			Signature of Student	Signature of Teacher
	Topic and Date	Max. Marks	Marks Obtained		
1.					
2.					
3.					
4.					
5.					
6.					
7.					
8.					
9.					
10.					

THEORY TESTS RECORD

Sr. No.	Theory Tests			Signature of Student	Signature of Teacher
	Topic and Date	Max. Marks	Marks Obtained		

PRACTICAL TESTS (WARD LEAVING) RECORD

Sr. No.	Practical Tests			Signature of Student	Signature of Teacher
	Topic and Date	Max. Marks	Marks Obtained		




ATTENDANCE (THEORY)

(From- To)	Theory				Signature of the Student	Signature of the faculty
	Held	Attended	75%	Shortage		
Total						

PRACTICAL

(From-To)	Practical				Signature of the Student	Signature of the faculty
	Held	Attended	80%	Shortage		
1 st Posting						
2 nd Posting						
SG						
Total						


 48

FORENSIC MEDICINE

[Handwritten signature]

INDEX

Sr. No.	Description of course	Page Numbers	
		From	To
1	Skills in Forensic Medicine (Assessment)		
2	Self-Directed Learning, Seminars/ Projects/Quizzes		
3	Tests (Theory)		
4	Tests (Practical)		
5	Tutorials		
6	Extracurricular activities		
7	Achievements/ Awards		
8	Attendance		

SKILLS IN FORENSIC MEDICINE

Competency no and details	Date completed	Attempt at activity F/R/Re	Rating B/M/E	Decision of faculty C/R/Re	Initial of teacher	Feedback Initials of student
14.1 Examine and prepare Medico-legal report of an injured person with different etiologies in a simulated/ supervised environment						
14.2 Demonstrate the correct technique of clinical examination in a suspected case of poisoning & prepare medico-legal report in a simulated/ supervised environment						
14.5 Conduct & prepare post-mortem examination report of varied etiologies (at least 15) in a simulated/ supervised environment						
14.5 Conduct & prepare post-mortem examination report of varied etiologies (at least 15) in a simulated/ supervised environment						
2.14 Describe and discuss examination of clothing, preservation of viscera on post-mortem examination for chemical analysis and other medico-legal purposes, post-mortem artefacts						

Competency no and details	Date completed	Attempt at activity F/R/Re	Rating B/M/E	Decision of faculty C/R/Re	Initial of teacher	Feedback Initials of student
14.7 Demonstrate & identify that a particular stain is blood and identify the species of its origin						
14.8 Demonstrate the correct technique to perform and identify ABO & RH blood group of a person						
14.6 Demonstrate and interpret medico-legal aspects from examination of hair (human & animal) fiber, semen & other biological fluids						
6.1 Describe different types of specimen and tissues to be collected both in the living and dead: Body fluids (blood, urine, semen, faces saliva), Skin, Nails, tooth pulp, vaginal smear, viscera, skull, specimen for histopathological examination, blood grouping, HLA Typing and DNA Fingerprinting. Describe Locard's Exchange Principle						

Competency no and details	Date completed	Attempt at activity F/R/Re	Rating B/M/E	Decision of faculty C/R/Re	Initial of teacher	Feedback Initials of student
<p>14.11 To identify & describe weapons of medico legal importance which are commonly used e.g. lathi, knife, kripan, axe, gandasa, gupti, farsha, dagger, bhalla, razor & stick. Able to prepare report of the weapons brought by police and to give opinion regarding injuries present on the person as described in injury report/ PM report so as to connect weapon with the injuries. (Prepare injury report/ PM report must be provided to connect the weapon with the injuries)</p>						
<p>14.12 Describe the contents and structure of bullet and cartridges used & to provide medico-legal interpretation from these</p>						
<p>14.17 To identify & draw medico-legal inference from common poisons e.g. dhatura, castor, cannabis, opium, aconite copper sulphate, pesticides compounds, marking nut, oleander, Nux vomica, abrus seeds, Snakes, capsicum, calotropis, lead compounds & tobacco</p>						

Competency no and details	Date completed	Attempt at activity F/R/Re	Rating B/M/E	Decision of faculty C/R/Re	Initial of teacher	Feedback Initials of student
14.22 To give expert medical/ medico-legal evidence in Court of law						
6.2 Describe the methods of sample collection, preservation, labelling, dispatch, and interpretation of reports						
6.3 Demonstrate professionalism while sending the biological or trace evidences to Forensic Science laboratory, specifying the required tests to be carried out, objectives of preservation of evidences sent for examination, personal discussions on interpretation of findings						
14.9 Demonstrate examination of & present an opinion after examination of skeletal remains in a simulated/ supervised environment						
14.19 To identify & prepare medico-legal inference from histopathological slides of Myocardial Infarction, pneumonitis, tuberculosis, brain infarct, liver cirrhosis, brain haemorrhage, bone fracture, Pulmonary oedema, brain oedema, soot particles, diatoms & wound healing						

Competency no and details	Date completed	Attempt at activity F/R/Re	Rating B/M/E	Decision of faculty C/R/Re	Initial of teacher	Feedback Initials of student
14.19 To identify & prepare medico-legal inference from histopathological slides of Myocardial Infarction, pneumonitis, tuberculosis, brain infarct, liver cirrhosis, brain haemorrhage, bone fracture, Pulmonary oedema, brain oedema, soot particles, diatoms & wound healing						
14.10 Demonstrate ability to identify & prepare medicolegal inference from specimens obtained from various types of injuries e.g. contusion, abrasion, laceration, firearm wounds, burns, head injury and fracture of bone						
14.16 To examine & prepare medico-legal report of drunk person in a simulated/ supervised environment						
14.17 To identify & draw medico-legal inference from common poisons e.g. dhatara, castor, cannabis, opium, aconite copper sulphate, pesticides compounds, marking nut, oleander, Nux vomica, abrus seeds, Snakes, capsicum, calotropis, lead compounds & tobacco.						

Competency no and details	Date completed	Attempt at activity F/R/Re	Rating B/M/E	Decision of faculty C/R/Re	Initial of teacher	Feedback Initials of student
2.16 Describe and discuss examination of mutilated bodies or fragments, charred bones and bundle of bones						
14.3 Assist and demonstrate the proper technique in collecting, preserving and dispatch of the exhibits in a suspected case of poisoning, along with clinical examination						
14.4 Conduct and prepare report of estimation of age of a person for medico-legal and other purposes & prepare medico-legal report in a simulated/supervised environment						
14.13 To estimate the age of foetus by post-mortem examination						
14.14 To examine & prepare report of an alleged accused in rape/unnatural sexual offence in a simulated/supervised environment						
14.15 To examine & prepare medico-legal report of a victim of sexual offence/unnatural sexual offence in a simulated/supervised environment						

Competency no and details	Date completed	Attempt at activity F/R/Re	Rating B/M/E	Decision of faculty C/R/Re	Initial of teacher	Feedback Initials of student
14.18 To examine & prepare medico-legal report of a person in police, judicial custody or referred by Court of Law and violation of human rights as requirement of NHRC, who has been brought for medical examination						
14.20 To record and certify dying declaration in a simulated/ supervised environment						
14.21 To collect, preserve, seal and dispatch exhibits for DNA-Finger printing using various formats of different laboratories						
14.1 Examine and prepare Medico-legal report of an injured person with different etiologies in a simulated/ supervised environment						

SDL Sessions

Sr. No.	Date	Topic	Mode of bearing	Feedback	Initial of teacher	Initial of learner
1						
2						
3						
4						
5						
6						
7						
8						
9						
10						

Theory Tests

Sr. No.	Theory Tests			Signature of Student	Signature of Teacher
	Topic and Date	Max. Marks	Marks Obtained		

Practical Tests Record

Sr. No.	Practical Tests			Signature of Student	Signature of Teacher
	Topic and Date	Max. Marks	Marks Obtained		

ATTENDANCE (THEORY)

(From- To)	Theory				Signature of the Student	Signature of the faculty
	Held	Attended	75%	Shortage		
Total						

PRACTICAL & SG

(From-To)	Practical				Signature of the Student	Signature of the faculty
	Held	Attended	80%	Shortage		
Total						

cb

Extracurricular activities

S. No	Date	Activities	Signature

Achievements/awards

S. No	Date	Credit details	Signature

[Handwritten mark]